



ABL Angle Bracket

The ABL are a versatile range of angle brackets designed for use in 90 degree connections allowing for use of nails, screws and / or bolts and coach screws. Manufactured from 2.5mm thick galvanised steel to BS EN 10346 + G275. Stainless steel grade 304 austenitic to BS EN 10088-2 Grade 1.4301 available to order.



Product

ABL Angle Bracket

Features:

- Various sizes available
- Multiple Holes

Fixings:

- Type A, 30 x 3.75mm Sherardised Square Twist Nails
- Type B, 35 x 3.75mm.

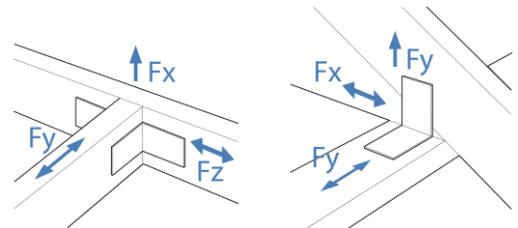
Approvals:

- CE Marked
- UKCA Marked

Packaging:

- Box Quantities see table

Load Directions



Holes

Product Details																			
Product code	Dimensions (mm)				Box Quantities	Rib	Holes (mm)												
	L	L2	W	T			Plate L				Plate L2								
							Hole	Hole	Hole	Slot	Hole	Hole	Hole	Hole	Slot	Slot			
							4.5 Ø	9.0 Ø	11.0 Ø	11x30.0 Ø	4.5 Ø	7.0 Ø	9.0 Ø	11.0 Ø	11x11.0 Ø	11x30.0 Ø			
ABL/50x50	50	50	60	2.5	100	No	7	-	-	1	5	2	-	-	-	-	1		
ABL/60x40	60	40			100		7	-	-	1	5	2	-	-	-	-	-	-	1
ABL/90x90	90	90			100		8	2	-	1	8	-	2	-	-	-	-	-	1
ABL/150x90	150	90			100		13	2	-	2	8	-	2	-	-	-	-	-	1
ABL/150x150	150	150			50		13	2	-	2	13	-	2	-	-	-	-	-	2

Loads

Product Details																		
Product code	Characteristic Capacity (kN)																	
	C16 Timber						C24 Timber						TR26 Timber					
	Type A Nails			Type B Nails			Type A Nails			Type B Nails			Type A Nails			Type B Nails		
	F _{x,k}	F _{y,k}	F _{z,k}	F _{x,k}	F _{y,k}	F _{z,k}	F _{x,k}	F _{y,k}	F _{z,k}	F _{x,k}	F _{y,k}	F _{z,k}	F _{x,k}	F _{y,k}	F _{z,k}	F _{x,k}	F _{y,k}	F _{z,k}
ABL/50x50	3.41	2.09	5.67	3.99	3.81	7.03	3.78	2.36	6.31	4.43	4.30	7.72	3.96	2.49	6.63	4.65	4.55	8.06
ABL/60x40	4.10	2.09	5.67	4.78	3.42	6.63	4.54	2.36	6.31	5.31	3.66	7.29	4.76	2.49	6.63	5.58	3.78	7.62
ABL/90x90	8.26	2.88	7.90	9.65	4.04	8.48	9.15	3.09	8.43	10.72	4.32	9.05	9.59	3.19	8.62	11.25	4.46	9.25
ABL/150x90	8.26	2.88	7.90	9.65	4.07	8.50	9.15	3.09	8.43	10.72	4.36	9.07	9.59	3.19	8.62	11.25	4.50	9.27
ABL/150x150	8.26	2.88	7.90	9.65	4.07	8.50	9.15	3.09	8.43	10.72	4.36	9.07	9.59	3.19	8.62	11.25	4.50	9.27

Note: The characteristics load-carrying capacities stated above refer to brackets used in pairs, fixed with nails only.

Note: Refer to fixing data sheet for fixing information.